



AS-220RTS Calculator



E-IE-518

INSTRUCTION **E**

Calculation Examples

CALCULATION 	OPERATION 	DISPLAY
▼ Mixed 140-35+22=127 2x2 ³ =6 -7x9 ⁹ =-63 (2+4)÷3x8.1=16.2	 140 35 22 2 2 3 7 99 2 4 3 8 1	(0.) (127.) (6.) (-63.) (16.2)
▼ Power, Fraction 3 ⁴ =81 1/5=0.2 1/(2x3+4)=0.1	3 5 2 3 4	(81.) (0.2) (0.1)
▼ Constant 2+3=5 4+3=7 1-2=-1 2-2=0 2x3=6 2x4=8 6÷3=2 9÷3=3	2 3 4 1 2 2 2 3 4 6 3 9	(5.) (7.) (-1.) (0.) (6.) (8.) (2.) (3.)
▼ Percentage 1200+(1200x20%)=1,440 1200-(1200x20%)=960	1200 20 1200 20	(1'440.) (960.)
▼ Tax Calculation Tax Rate Set Tax Rate = 5% Recall Tax Rate Add the Tax Amount Price \$2,000 without tax Selling price with tax? (\$2,100) Tax amount? = (\$100) Deduct Tax Amount Selling price \$3,150 with tax Price without tax? (\$3,000) Tax amount? = (\$150)	 5 2000 3150 100	(TAX% 0.) (TAX% 5.) (TAX% 5.) (2'000.) (TAX+ 2'100.) (TAX 100.) (3'150.) (TAX- 3'000.) (TAX 150.)

CALCULATION 	OPERATION 	DISPLAY
▼ Business Calculation Calculating Cost Selling Price : \$2,000 Profit Margin : 30% Cost =? (\$1,400) Calculating Selling Price Cost : \$1,500 Profit Margin : 20% Selling Price=? (\$1,875) Calculating Profit Margin Cost : \$1,500 Selling Price : \$2,000 Profit Margin =? (25%) Margin Value =? (\$500)	2000 30 1500 20 1500 2000 	(2'000.) (1'400.) (1'500.) (1'875.) (1'500.) (25.) (500.)
▼ Memory 3x4= 12 -) 6÷0.2= 30 -18 +) 200 182	 3 4 6 0.2 200 (Recall Memory) (Clear Memory)	(0.) (M 12.) (M 30.) (M -18.) (M 200.) (M 182.) (182.)
▼ Check & Correction Calculation Check (500+300-60)x5=3,700 (500+300-60)x2=1,480 * Constant Calculation	 500 300 60 5 2 	(0.) (02 800.) (05 3'700.) (07 1'480.) (01 CHECK 500.) (02 CHECK 300.) (03 CHECK 60.) (04 CHECK 5.) (05 CHECK 3'700.) (06 CHECK 2.) (07 CHECK ^K 1'480.)
Correct "+300" to "-200" (500+300-60)x5=3,700 (500+300-60)x2=1,480	 200 	(07 CHECK ^K 1'480.) (02 CHECK 300.) (02 CORRECT 300.) (02 CHECK 200.) (03 CHECK 60.) (04 CHECK 5.) (05 CHECK 1'200.) (06 CHECK 2.) (07 CHECK ^K 480.)
▼ Overflow 1) 123456789x78900 =9740740652100 (ERROR) 2) 6÷0=0 (ERROR)	123456789 78900 6 0 	(E 9.74074065210) (9.74074065210) (E 0.) (0.)

INFORMATION

- Before using this product, please read this manual carefully. And keep it on hand for future reference.


CAUTION

- 1) Avoid using, placing or storing the calculator in places subject to strong sunlight, rapid temperature change, humid or dusty areas.
- 2) Use a dry cloth to clean the casing of the unit. Do not use water, organic solvents or detergents.
- 3) Avoid using the calculator in places where there are iron filings, as this may affect the electrical circuits of the calculator.
- 4) Do not twist or bend the calculator.
- 5) Do not attempt to open the calculator.
- 6) Do not let the product come into contact with water or other liquids.


POWER SUPPLY

This calculator has two power sources: battery and solar. The duration of the battery depends on individual usage. **(Note:** Do not attempt to change the battery. Please have a Canon Service Center technician to change the battery.)






Electromagnetic interference or electrostatic discharge may cause the display to malfunction or the contents of the memory to be lost or altered. Should this occur, press the  key and re-start your calculation from the beginning.

AUTOMATIC POWER-OFF FUNCTION



When the power is turned "ON" and none of the keys are pressed for more than 7 minutes, the calculator turns off automatically to save power. Press  key to re-start the calculator.

TAX FUNCTION



Store the Tax Rate: Press   and enter the tax rate amount, then press  to store.



Recall the Tax Rate: Press   to recall the stored tax rate.



Add Tax Key: Used to add the tax amount to the displayed figure.



Deduct Tax Key: Used to deduct the tax amount from the displayed figure.

BUSINESS CALCULATION



Used for calculating the cost, selling price and profit margin amount. Enter the value of any 2 items to obtain the balance value item. (e.g. enter the value of the cost and the selling price to obtain the profit margin.)





CHECK AND CORRECT FUNCTION

This calculator has a 120 steps replay memory capacity which is useful for checking the calculation process. Input data can be edited by correcting the figures.

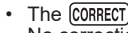


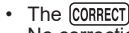
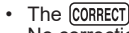
: Used for reviewing the process of the calculation. Press   key to review the previous or next calculation step.

- The step indicator shows the number of steps of the current calculation on display.
- When reviewing the process with   key, "Percent", or "Constant" calculation will be displayed as "%", or "K" indicator.
- If a calculation exceeds 120 steps, the step indicator will blink; and further calculations will not be recorded within the replay memory.







: Used for changing calculation contents in the Replay mode.




- The  function can only work up to 119 steps. No correction can be made after 119 steps.
- The  function is operative only for complete equations finished with "=".



: Press  to scrolls through the calculation steps from beginning to end. And press   ,  to stop the auto check operation.

OVERFLOW FUNCTIONS

In the following cases, error message (E) will be shown on the display. The keyboard is electronically locked, and further operation is impossible. Press  to clear the overflow. The overflow occurs when:

- 1) The result or the memory content exceeds 12 digits to the left of the decimal point.
- 2) Dividing by "0".

SPECIFICATIONS

Power Source: Solar cell and alkaline battery (LR44 x 1)
Operating Temperature : 0°C to 40°C
Dimension: 150mm(L) x 134mm (W) x 36mm (H)
Weight : 150g
All specifications and contents of this instruction are subject to change without notice

For Australia only



WARNING

PRODUCT CONTAINS BUTTON/COIN CELL BATTERY

Button/coin cell batteries are hazardous and must be kept out of reach of children at all times, whether new or used. These batteries can cause severe injuries if swallowed or placed inside any part of the body. If it is suspected a button/coin cell battery has been swallowed or placed inside any part of the body, seek medical attention immediately.

CANON ELECTRONIC BUSINESS MACHINES (H.K.) CO., LTD.

17/F., Tower One, Ever Gain Plaza,
82-100 Container Port Road, Kwai Chung,
New Territories, Hong Kong



<https://ebmhk.canon>

CANON AUSTRALIA PTY. LTD.

Building A, The Park Estate, 5 Talavera Road,
Macquarie Park, NSW 2113, Australia
Tel: 13 13 83
Website: www.canon.com.au

CANON NEW ZEALAND LTD.

Akoranga Business Park, 28 The Warehouse Way,
Northcote, Auckland 0627, New Zealand
Tel: 0800 222 666
Website: www.canon.co.nz